



New Earth Priestess



Module 2

***With
Kathy Forest***

Module 2

- Learn about living ceremony
- How to create a clear intention for the process
- Preparation for Initiation Ceremony
- Activating your Divine Blueprint





Call in Sacred Space

**Open to
Receive**



Why Ceremony?

Insights on Ceremony from the Book *World Bridger*

by Juliet and Jiva Carter

Ceremony is not exclusively of the mind or emotions or even a combination of both. It is an alchemical coalescence, a wedding, inspiring the brain chemistry to unfetter the intellect from its dogmatic entrenchment within the linear space time continuum.

Ceremony bridges the chasm between a culture bled of its elemental consciousness and its shamanic roots.

Ceremony is a language that transcends time and culture, it is the solution that exists outside of the problem.

Our analytical skills evolve from a brain that is 4/5ths inactive, ceremony engages the parts of the brain that go beyond the logical, rational, linear conditioning we have all experienced.

Ceremony takes us into a higher vibration of healing that honors us as magnificent masterpieces of human design and allows a graceful movement into a state of original innocence.

This higher frequency healing shifts our focus to the cerebral cortex, denying the reptilian brain its monopoly over our conscious perception. Overstimulation of the reptilian brain is both initiated and stabilized by self-perpetuated *terrorist* concerns, the perception of what it takes to survive, by erroneous archetypal definitions of God, by the retardation of our natural ability to translate light within our physical body.

Ceremony Preparation

- Deepen Your Ability to Be a Clear Vessel & Receive the inflowing energies
- Run the Priestess Oversoul Energy for the First Time
- Becoming a Conduit for the Priestess Archetype & Running the Divine Feminine Essence
- As Above/So Below, As Within/So Without, As the Universe/So the Soul



Image Courtesy of Nasa

Living Ceremony

- What is alive for you in that time and in the ceremonial space?
- If a group, what is alive for each individual and the group?
- Formula free
- Raise energy of celebration



Living Ceremony



Watch Nicole's Video
https://youtu.be/kHfk2Uk_toM

Create a clear intention for the process



- Keep it simple
- My priestess intention...
To Align, Activate, and Enliven the
Priestess Within
- Too much... example
- Anything less than your intention rises
to the surface to be released
- Email me your intention to keep on
my altar throughout the process




Initiation

Our on-line Ceremony is scheduled for Wednesday, February 27, 2024, at 7:00 pm. Central time

If you can not join us live please do your ceremony on your own with the recording.

Helpful but not mandatory to choose a day with some energetic potency.



Each Priestess

Vital Part of this Process

Each Group Adds to the Oversoul

Receiving a Priestess Name



Priestess Name

Vibrational Frequency



Kathy Red Eagle, Keeper of the Sacred Mysteries, Pista Sophia,
Keeper of the Sacred Portal of Wisdom and Enlightenment, Magna
Sophia, She whose
Compassion cannot be contained

Ceremonial Preparation

- Artistic Intention Statement
Gift for the Goddess
Candle to light and lighter or match
- Prepare your space - turn off all distractions
- Prepare yourself with a ceremonial bath
- Dress as simply or elaborately as you like
- Call in if you want to share your intention with the group (otherwise you'll have a number to call to read it to me - so I can absorb the vibration)



Ceremonial Bath





New Earth Priestess Checklist

- Watch Living Ceremony [Youtube](#) with Nicole Christine on the Classroom page. Write any insights you receive in your journal and date.
- Start Creating Your Intention Statement for the Process. Create an artistic copy for your altar be sure to sign and date. Then type the words of your intention statement and email me when complete. VERY IMPORTANT to put your name, date, and your intention statement in the email or on the document you send.
I will keep this on my altar throughout the process.
- Journal with your inner priestess daily or as often as possible.
- Deepen Your Connection to the Living Field of Creation
Be out in Nature as often as you can.
Consciously Connect and open to the Living Field
- If you have one connect with your priestess partner.
How is the priestess energy moving in you this week?
What is releasing?
What is being activated?
Where do you need support? (Only for holding the energy)
What else needs expression right now?
- Begin gathering the Items Needed for Initiation Ceremony
Artistic Intention Statement
Gift for the Goddess (fruit, flowers, chocolate, etc)
Candle and something to light it with
- Read through Ceremony Preparations Page & Plan Time to Do Your Sacred Bath



New Earth Priestess Initiation Ceremony Handout

Preparation for Initiation Ceremony ~ create an Intention Statement.

Your intention statement is your statement of what you intend to activate in your life through this process.

To have the highest outcome, intentions need to be stated in the positive. What you desire not what you no longer want or choose to release to get to the desire. They can be very simple and are often most effective when fairly simple.

A sample of a powerful yet simple Priestess Process intention "I choose to align, activate, and integrate the Priestess Archetype." They can also be more complex if you prefer. Just remember whatever you put on your intention statement will be working with you fully.

One process participant tried to take on changing everything in her life in one level of the process with one intention statement. She later spoke into how overwhelming that was to her transformational journey and she ended up staying in the initiation cycle for two rounds to integrate all the changes her intention statement set in motion.

One or two powerful effective statements of intent can create profound success. If you are unsure of the wording feel free to email your facilitator for assistance. You need to create an artistic version of your intention statement with your name and date on it for the initiation ceremony. This can be as simple or elaborate as you like. There is no right way to do this. The artistic version will stay on your altar until the process is complete.



Activate Your Divine Blueprint





Journal Your Insights

Inner Temples Dream Realm



Contribute to
Your Tracking Sheet

Gratitude
&
Closure

