

*The Path of the
Profitable
Priestess*

***Up-level your Inner Game...
Make money doing what you love!***



High Priestess Module 6c



Module 6c
**New Earth High Priestess clearing and elemental
power activation with Spirit.**

Connect, Call in
Sacred Space,
Call on Oversoul,
Open to Receive





Connect to Spirit
Open to Receive





Two Parts of our Journey:

- Spiritual
- Physical

We Need Both



Elemental Creation Template



Earth

The Structures necessary to contain our business



Getting Clear on the Core of What

We are here to do...What our Business is about

- Naming Our Businesses
- Target Market
- Wake Up in the Morning Problem

The Goals and Plans we need

The Money Making Activities We need to engage in

Air



Fire



The flow of our IDEAL Clients to our business



Water





Alchemy Core

- Personal Mission Statement
- Business Mission Statement
- Finding the “wake-up in the morning problem”
- Target Market
- Verbal Message
- Naming Your Business



The Next Step: Getting Clients!

**Step 1: Be clear on your
baseline offer**

Step 2: Get Seen!

**Your Goal:
BUILD YOUR LIST!
GET PAYING CLIENTS!**

Creating Base Line Income Programs

Baseline Income - 1-1 Programs

- Long-Term: Programs should be between 3-12 months
 - o Changes the sales process: free initial sessions or low-cost introductory sessions

- Create Programs that will really help your clients.

Everyone will be happier in the process.

Don't be afraid to add or take things away as you learn.

- Start simple and add as you need to raise your prices.

- Programs can include**

- o Intensive Time with Your Client

- o Coaching Time

- o Teaching Time

- o Bonuses o Group Components

If you are just starting, keep your programs simple – as you advance and want to raise your prices you can add more.

Examples:

- **Starter Program** – Start here if you are just starting:
 - Private Coaching/Healing Program with X (your name) - 3 months:
- 1 90-minute kickstart call
- 9 45-minute sessions (can be 30-minute)
- Unlimited email
- Charge \$500 a month or \$1,500 full price

Models/Example:

- **The Relationship Rescue Program – 6 months**
- 1 90-minute intensive
- 12 45-minute coaching sessions
- 1 60-minute relationship assessment phone call
- 6 group calls – Charge \$500 a month or \$3,000

- **The Heal Yourself with Food Program – 6 months**
- 1 Clean Your Pantry and Create a Shopping List (virtual or in-home)
- 12 30-minute accountability sessions
- 6 60-minute Eat Well training sessions
- 2 Eat Well Goodie Bags

◦ Group Cooking Classes

**Once you know your target market, and
their wake up in the morning problem,**


AND

**You are clear on what you are going to
offer them to help them,**

The next step is to get seen!


For this you will need:

- **A place for them to find out more about you: a website (preferred), webpage or Facebook page,**
- **A place to collect their emails,**
- **A free gift to entice them,**
- **A means for them to see you...A LOT:**
- **YouTube Channel or Facebook LIVES**



Creating a short (5-7 minutes) video:

- Decide on the topic of your first video and begin writing out your script
- Write it in a Word document and keep that up on your screen while recording!
- Have all of the steps CLEARLY laid out in your script before you record. CLARITY is everything! There is nothing that will mess with your results more than if you are not CLEAR in what you're saying, the topics you are bringing up, and how you are inviting people to take action.
- Start with a HOOK.
- Invite people to like / comment on your video once near the beginning/middle, and once near the end
- Create your video / teaching portion around a certain number of steps. Examples:
 - 3 secrets to baking amazing banana bread
 - 5 ways to get more exercise
- Your steps or teaching portion should easily & naturally lead into your free gift offer
- ALWAYS have a call to action!!!
- Invite people to claim your free gift, near the end – send them back to your website to do that.
- Invite people to subscribe to your YouTube channel, sometime during the video – can be anytime



Other Resources:

Sunny Lenarduzzi is an AMAZING resource to tap into as you are learning more about YouTube. She has created a huge number of videos about all aspects of how to be successful on YouTube. If you have a YouTube video creation question, a great option is to google “Sunny Lenarduzzi YouTube how to [insert your question here]” and chances are you will find an awesome video to guide you.


Sunny's checklist for setting up your YouTube channel is FILLED with valuable information: <http://sunnylenarduzzi.com/youtubechannelchecklist>

• **How to make people fall in love with you on camera:** <https://youtu.be/KS0LPaIHgrc>

• **Grow YouTube Subscribers from 0:** https://youtu.be/z_3ab8TabU8

• **How to get amazing results filming with your iPhone:** <https://youtu.be/Co21Gw7zqNY>

• **How to film wide angle, dance, or exercise videos --** If you watch starting at 1:45, there is some great info here about camera, tripod, stabilizer, etc: <https://youtu.be/aOzTFzO5EGU>



SPIRIT PRIMARY POWERS:

- CHOICE
- CO-CREATION



Activate Spirit's Primary Powers

Activate Spirit's
Primary Power of Choice
Primary Power of Co-
Creation
To support your choices



More Spirit Door Homework:

- **Get Clear on Your Offer**
- **Get Clear on Your Free Gift**
- **Begin writing your script and practicing short videos.**



Contribute to Your Tracking Sheet

Gratitude
&
Closure
Ground

